

The logo for Washington University (WashU) is displayed in a gold, serif font. It is positioned in the upper right corner of the image, partially overlapping a teal-colored triangular graphic element that points towards the top right.A photograph of the main building at Washington University, featuring a large central archway and two towers. The building is set against a bright sky with the sun low on the horizon, creating a lens flare effect. In the foreground, there is a wide, green lawn with a large set of purple steps leading up to the building's entrance. Several people are visible on the steps, and there are flower beds with red flowers on either side. The overall scene is bright and scenic.

CLASS OF 2024

PROFILE

FALL 2020 ENTERING CLASS*



27,949
APPLICANTS

4,475
ADMITS



1,899
ENROLLING



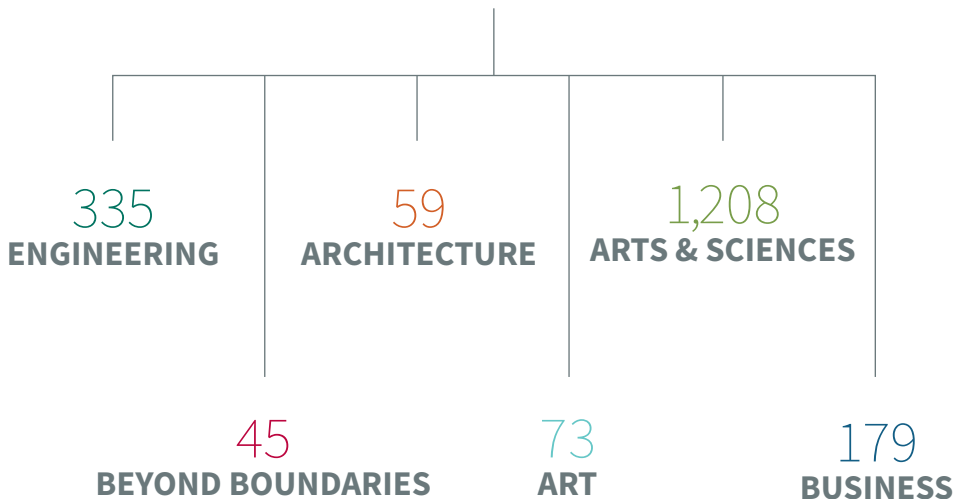
36% EARLY
DECISION
ADMIT RATE

10% REGULAR
DECISION
ADMIT RATE

16% **OVERALL
ADMIT RATE**

ENROLLING STUDENTS BY DIVISION:

1,899
TOTAL



57% PUBLIC
SCHOOL 43% PRIVATE
SCHOOL

53% FEMALE 47% MALE

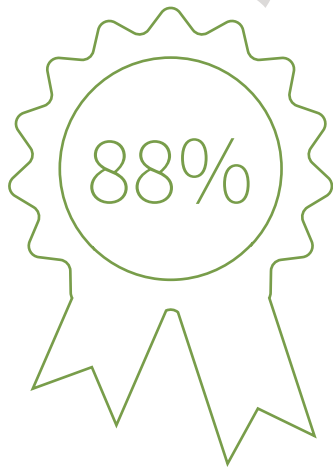
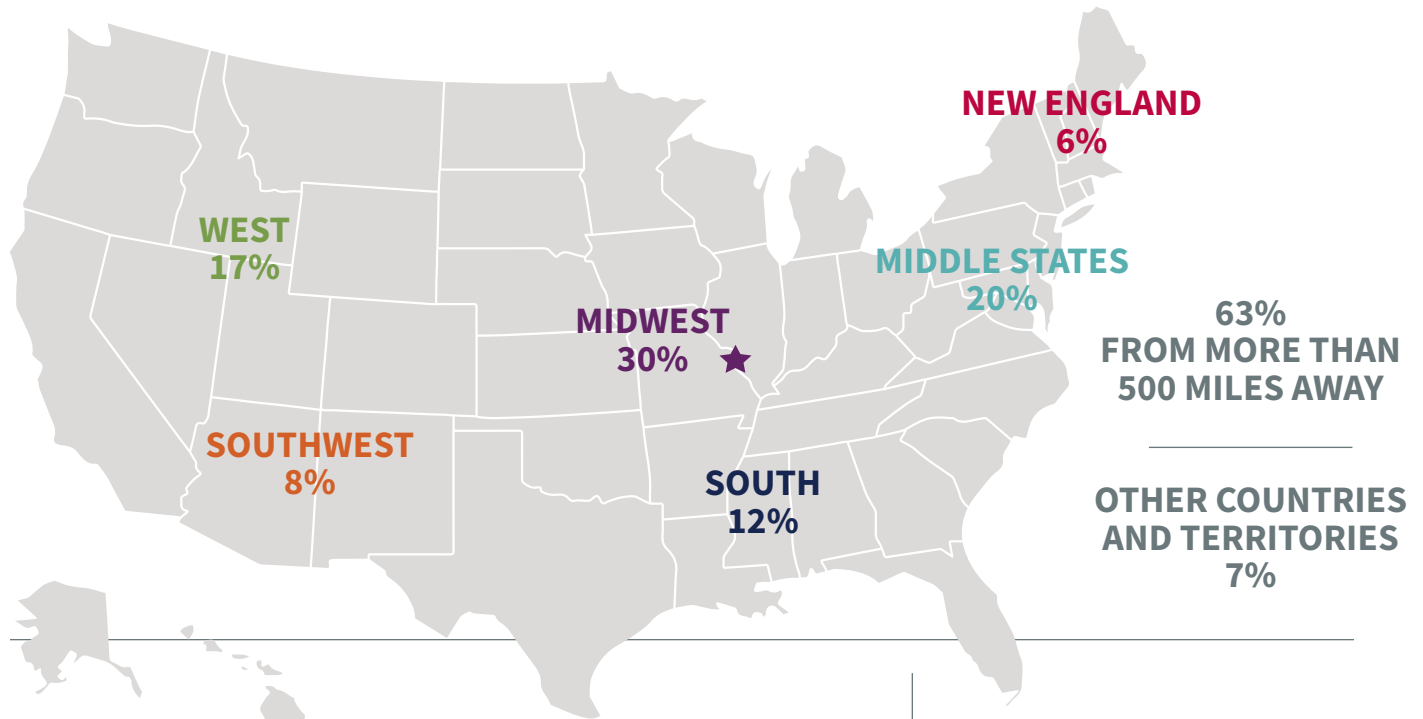
ENROLLING TRANSFER STUDENTS:

103
ENROLLING
FROM
83
UNIVERSITIES

*As of July 1, 2020

MEMBERS OF THE CLASS OF 2024 ARE FROM 49 STATES AND 19 COUNTRIES

PLUS THE DISTRICT OF COLUMBIA AND PUERTO RICO



of students reporting rank were in the top 10% of their high school class.

**MIDDLE 50%
SAT: 1450-1560**

**MIDDLE 50%
ACT: 33-35**

ETHNIC BREAKDOWN

- 26%** Asian
 - 9%** Black or African American
 - 11%** Hispanic
 - 6%** International
 - 1%** Native American/
Native Hawaiian/
Other Pacific Islander
 - 1%** Race/Ethnicity unknown
 - 46%** White
-
- 21%** Total Underrepresented Students of Color (URSOC)



287
Pell-Eligible
(15% of class)



186
First-Generation College
(10% of class)

FIRST-YEAR

APPLICATION DEADLINES

	EARLY DECISION I	EARLY DECISION II	REGULAR DECISION
Application Submitted and Completed by: (Common Application or Coalition Application)	November 1	January 2	January 2
Scholarship Applications Complete by:	January 2	January 2	January 2
Financial Assistance Application Complete by:	November 15	January 15	February 1
Admission Decision Released by:	December 15	February 14	April 1
Candidate Reply Date:	January 2	February 28	May 1

APPLICATION

Washington University accepts the **Common Application** (commonapp.org) and the **Coalition Application** (coalitionforcollegeaccess.org). We assess each application individually and with a holistic perspective. At WashU, students join a community of achievers who inspire us with their creativity and tenacity. Together, we set out to change the world.

FINANCIAL ASSISTANCE

Cost should never be a barrier to an exceptional education. Therefore, we're committed to **meeting 100% of demonstrated financial need for every admitted student**, with no-loan packages for students whose families earn \$75,000 or less. We work with families one-on-one to understand their circumstances and provide financial assistance that makes a WashU education a reality.



OFFICE OF UNDERGRADUATE ADMISSIONS
MSC 1089-105-05
ONE BROOKINGS DRIVE
ST. LOUIS, MISSOURI 63130-4899

800.638.0700 | 314.935.6000
ADMISSIONS@WUSTL.EDU
ADMISSIONS.WUSTL.EDU



WASHUADMISSIONS



Washington University
in St. Louis



@WASHUADMISSIONS



WUSTL_Official



360.wustl.edu